



PURE VANS

Telephone - 01633-212944



Email - sales@purevans.com

www.purevans.com



CITROËN DISPATCH

INSPIRÉ PAR PRO



During the 90s Le Tone had a major hit, "Joli Dragon", and devoted himself to music for 15 years before progressively moving towards illustrative art. Since 2011 his creations have

been exhibited in famous places such as the Pompidou centre. An admirer of artists who know how to make the best use of colour, Le Tone confesses to having a weakness for black and white, which he uses to tell simple stories by using felt pen drawings in notebooks.

1951

Innovative, light, tough and economical, the 2CV Mini-van has always been a much-loved classic. Between 1951 and 1978 over 1.2 million were made, and they remain highly collectable today.



2020

Voted Light Van of the Year for 2020 by WhatVan? magazine, Berlingo Van impresses with its Driver and Worker versions, choice of M and XL lengths and its 19 Driving Aids. These include innovative Surround Rear Vision, which offers unprecedented visibility. That's why it remains the reference model for business professionals.

CITROËN
Origins



Discover the models that make up Citroën's extraordinary history, from 1919 to the present day.



1934

Citroën revolutionises the automotive landscape with the Traction Avant. The famous name relates to its ground breaking front wheel drive engineering.



1939

Citroën launches the 'TUB', a supremely practical modern design with a sliding side door: its successor is the famous Type H, above, launched in 1948.



1948

The much-loved 2CV is created as a "safe and economical vehicle, able to carry 4 people on-board and 50 kg of luggage". More than 5 million are made.



1955

Unveiled to a stunned public at the 1955 Paris Motor Show, the DS takes futuristic design to new heights. Its stunning aerodynamic shape, created by Flaminio Bertone, earns it the nickname 'flying saucer'.



1968

It's a golden age for light and agile vehicles like the Ami 6, Dyane and Mehari, a unique design for all roads and multi-purpose use.



2017

Winners of the Manufacturers' Rally Raid World Cup from 1993 to 1997; Rally Raid World Cup Drivers' Champion five times in a row; eight Manufacturers' Champion titles in WRC plus three in WTCC... Citroën has continued to demonstrate exceptional sports pedigree upon returning to WRC in 2017.





CITROËN BERLINGO ELECTRIC



CITROËN BERLINGO VAN

A CITROËN VAN FOR EVERYONE

From the busy city centre to the open road, every trip will be comfortable and stress-free. Citroën design and engineering keeps it that way.



CITROËN DISPATCH



CITROËN RELAY

CITROËN DISPATCH THE GREAT ALL-ROUNDER



CITROËN DISPATCH 8 ESSENTIAL ELEMENTS

THREE LENGTHS, INCLUDING THE COMPACT XS

Meet XS, the 4.6 m practical compact version
PAGE 12

THE RIGHT HEIGHT

At 1.9 m high, you can access most car parks*
PAGE 13

ENTERPRISE, WORKER AND DRIVER

A version to suit any business.
PAGES 14-17

MODUWORK®

Innovative versatility with up to 4 m floor length
PAGES 18-19



To watch video tutorials of Citroën Dispatch scan this code with your smartphone.



CITROËN ADVANCED COMFORT®

On-board refinement
PAGES 24-25

HANDS-FREE SLIDING SIDE DOORS

Making light work offloading and unloading
PAGES 26-27

16 DRIVING AIDS

including colour head up display
PAGES 36-39

EFFICIENCY

Proven platform, next generation engineering
PAGES 40-41

*1.94 m with larger payload and XL versions.

SUMMARY

P. 10 – DESIGN

P. 22 – CITROËN ADVANCED COMFORT®


P. 28 – CITROËN DISPATCH CREW VAN

P. 30 – TECHNOLOGY

P. 44 – EQUIPMENT



To watch videos of
Citroën Dispatch scan this
code with your smartphone.



CITROËN DISPATCH

WORKING SMART,
WORKING HARD

Advanced, well equipped and effortlessly functional, Citroën Dispatch is designed for professionals. Built on a proven modular platform, this is a vehicle that delivers more practicality, extra comfort and cutting edge safety.





THE POWER OF THREE

The modular platform means that Citroën Dispatch is available in three lengths. The XS is just 4.6m long – a usefully compact first in this segment. M is 4.95m and XL is 5.3m.



XS 4.60m

M 4.95m

XL 5.30m

GOING LOWER

With a height of 1.9m*, Citroën Dispatch can access all kinds of places that are off limits for rival vans. From underground car parks to airports and shopping centres, you're now able to enter!

* 1.94 m with larger payload and XL versions.

1.9.0





ENTERPRISE VERSION

Enterprise versions of Citroen Dispatch are perfect for professionals who demand great load carrying capability combined with advanced specification. Available in XS, M and XL lengths and as a Crew Van, all Enterprise versions come with air conditioning, DAB radio, Bluetooth® and rear parking sensors as standard.



WORKER VERSION

Difficult-to-access worksites are no problem for Citroën Dispatch Worker. Whether its cargo is heavy equipment or work colleagues, with Grip Control, a suspension raised by 20mm and a protective plate under the engine, this robust van will exceed your expectations. Available in M and XL sizes, it offers three seats at the front, the innovative Moduwork® seating and a payload of up to 1400 kg.



DRIVER VERSION

The focus of the Driver version is on professionals who make long journeys or multi-drop deliveries. Available in both M and XL sizes, the Driver's acoustic pack ensures comfort, whilst safety is enhanced with both the Park Assist 180° (including front and rear parking sensors, Visio Park 180° rear parking camera and blind spot monitoring system), and the Safety Pack, which includes Lane Departure Warning System, Driver Attention Alert, smart beam headlights and speed limit recognition. Additional equipment includes electrically folding heated door mirrors, front fog lights and Citroën Connect Navigation on the 7" colour touchscreen.



MODUWORK*

INNOVATION
IN SPACE

To maximise the space and versatility in Citroën Dispatch, Moduwork® provides a load-through bulkhead and folding side passenger seat. This extends the load length in XL versions up to a full 4m. You'll also find an anti-shift net in the cab for use with long loads for extra safety. The interior of Citroën Dispatch also converts seamlessly into your mobile office. The central armrest incorporates a pivoting table with a sturdy elastic retainer that's ideal for securing your tablet or laptop. You can add holders for smartphones and tablets from the range of dedicated accessories. This is an interior that offers genuine comfort too, with plenty of legroom for all passengers – even more in versions with the piloted manual gearbox.

*Optional on Dispatch X; standard on Enterprise, Worker and Driver panel vans. Not available on the Crew Van versions.

<p>3</p>	<p>UP TO 4 m</p>
----------	----------------------



ON YOUR SIDE

Citroën Dispatch maximises accessibility and ease of loading through its core design and innovative details. Equipped as standard with two sliding side doors, it will easily accommodate up to 3 Euro pallets* thanks to its 93cm opening*. Designed to make life easier, optional electric sliding doors can be opened and closed simply by moving your foot under the corner of the rear bumper, activating the plip, using the handle or from the cabin.







* M and XL versions.



SERIOUSLY ACCOMMODATING

Offering up to 6.6m³ of flexible load space, Citroën Dispatch is designed to carry everything you need, safely and securely. On XL versions, the rear doors can be specified to open to 250 degrees, which makes working in cramped conditions much easier. Inside you can choose between unfinished wood or treated wood ply-lining, which is anti-slip, waterproof, easy to clean and well protected by aluminium sills. There is a range of ply options, designed to protect the floor or the whole load area, including side panelling and wheel arches. To complete the practical picture, there is a 12V socket positioned near the back of the cargo area on all versions, and an optional tow hitch that can pull up to 2.5t*.

*According to gross vehicle weight [GVW] limit.

 UP TO 6.60 m³	 UP TO 2.50 t	 UP TO 1.40 m
 UP TO 4 m	 UP TO 1400 kg	 UP TO 1.258 m



INNER
CALM



EASY
LIVING



LESS
STRESS




ALL ROUND RELAXATION

Designed to offer unrivalled comfort and wellbeing for each passenger, **CITROËN ADVANCED COMFORT®** provides the best for body and mind. Soft-touch contact points and low noise levels create a sense of calm, while interior space is designed to be stylish and really versatile. The overall ambiance makes journeys feel effortless and intuitive technology gives control at your fingertips of the practical and unique features.



SMOOTH
OPERATION



YOUR MOBILE OFFICE

The interior of Citroën Dispatch has been carefully designed to provide a comfortable office on the move. Lower the central armrest and you'll find a pivoting writing table* that's perfect for supporting your notebook or laptop. Built into the centre console is an ingenious tablet holder** which folds down over the dashboard to give you fingertip access to your tablet. Created to accommodate tablets up to 11 inches, it can be charged from the USB port. On the driver's side, you can also specify a neat smartphone holder** with integrated power cable: this really is a space designed around the needs of working on the move.

* Available with Moduwork®.
** Available as an accessory.



FINE-TUNED WORK SPACE

Settle into one of the three front seats in Citroën Dispatch and you'll instantly feel at home: they're ergonomically shaped to support you and deliver a spot on driving position. Adjustable for height and reach, the driver's seat gives a commanding view of the road and high mileage comfort. A moulded step ensures easy access to the cabin time after time. To further enhance the interior, you can specify the bulkhead with an optional window and insulating material* which keeps the cockpit snug and reduces road noise too. It's a really important detail that you'll appreciate every working day.

* Available on Crew Van versions only.









HANDS-FREE SLIDING SIDE DOORS

Citroën Dispatch is packed with ideas that make your day less hectic. The hands-free technology of the optional Easy Entry Pack is a perfect example. It allows you to open the sliding side doors simply by moving your foot under the corner of the rear bumper, and you can also close the door and lock the whole vehicle in the same way. Practical, innovative and unique. Having your hands full need never be a problem again.



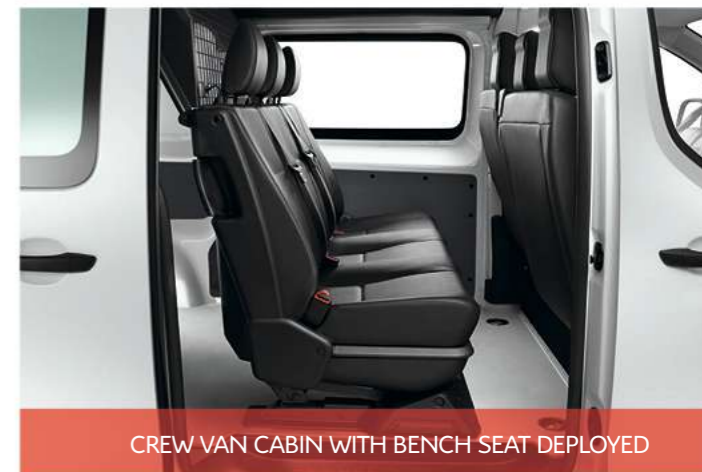
CREW VAN FOR EVERYONE AND EVERYTHING

With Citroën Dispatch Crew Van you get spacious people carrier and serious load capacity – without compromise. The cabin will seat up to six individuals and offers up to 4m³ of load space, with loads up to 2.3 metres long easily accommodated.

 6	 UP TO 2.40 m	 UP TO 1,250 kg	 UP TO 5.50 m³
---	--	--	--



CREW VAN REAR CABIN



CREW VAN CABIN WITH BENCH SEAT DEPLOYED







CREW VAN WITH BENCH SEAT FOLDED

UNLIMITED POSSIBILITIES

Citroën Dispatch is designed to adapt to all your work needs. Functional and easy to use, it turns space into a flexible working asset. The figures speak volumes: load length up to a very useful 4m, load height of 1.4m and a payload right up to 1,400kg. In a nutshell, you've got a maximum of 6.6m³ of versatile load area. To get your cargo and colleagues where they need to be, safely and securely, the Grip Control* system can be specified, offering 5 driving modes for challenging terrain. Now worksites and dirt roads won't stop you in your tracks.

*Standard on Worker versions. Available as a cost option on other versions.

 UP TO 4 m	 UP TO 1,400 kg
 UP TO 6.60 m³	 UP TO 2.50 t



GRIP CONTROL

Grip Control is an advanced anti-skid system that adapts instantly to diverse challenging driving conditions and maximises grip everywhere. You can switch easily between the five modes: normal, all-terrain, snow, sand and Electronic Stability Control off.



TECHNOLOGY WORKING WITH YOU

HEAD-UP COLOUR DISPLAY*,
7 INCH COLOUR
TOUCHSCREEN* ...

A serious safety benefit and new to the segment, Head-Up Colour Display* allows you to keep your eyes on the road while accessing essential driver information. This includes speed, cruise control settings, navigation information and collision alerts. For state of the art clarity and instant fingertip control of all multimedia functions, Citroën Dispatch is equipped with a bright 7 inch colour touchscreen**, two 12V sockets**, a USB plug, all keep you fully connected wherever you go.

**Standard on Driver versions. Cost option on Enterprise versions.*

***Standard on Enterprise and Driver versions. Cost option on other versions.*



THOUGHTFUL STORAGE

Citroën Dispatch is designed around the demands of working life. That's why you'll find numerous useful storage spaces for everyday equipment and valuable tools. There are two door pockets large enough to swallow 1.5 litre bottles, a big storage area under the passenger seat, open-and-close glove box, dashboard mounted cup holders, plus an A4 sized storage shelf at the top of the centre console: space for everything a busy day demands.



SOPHISTICATED TOUCH

7" COLOUR TOUCHSCREEN*

Everywhere in Citroën Dispatch you'll discover technology that makes work on the move easier, and many of these innovations are controlled through the 7 inch colour touchscreen. The optional Citroën Connect Nav system delivers useful services such as TomTom Traffic that provides real time traffic information, the location of service stations, car parks and their prices and a search function for points of local interest. You can access all this through voice control, or with instant fingertip control via the touchscreen. A truly exclusive feature that makes good use of the touchscreen is Park Assist 180**. You get a wide overhead view from the reversing camera while you're manoeuvring, and as the vehicle gets close to concealed obstacles, the system zooms in so that you can negotiate the remaining distance with relaxed precision.

*Depending on version

**Standard on Driver versions. Cost option on Enterprise versions.

16 SAFETY SYSTEM AND DRIVING AIDS



∅ CAN BE DEACTIVATED



∅ CAN BE DEACTIVATED



∅ CAN BE DEACTIVATED



∅ CAN BE DEACTIVATED



∅ CAN BE DEACTIVATED



∅ CAN BE DEACTIVATED



∅ CAN BE DEACTIVATED



∅ CAN BE DEACTIVATED



GRIP CONTROL

The traction of the front wheels can be optimised for the surface the van is travelling on with the traction control system. The dashboard dial makes it simple to select one of the five available modes: Standard, Snow, Sand, Mud, ESC off.



SMART BEAM HEADLIGHTS*

Instantly switching from high to low beam when an oncoming vehicle is detected, the system activates above 15 mph.



CORNERING LIGHT FUNCTION

This extra beam of light is focused on the inside of bends to increase visibility and safety while turning and at junctions.



ADAPTIVE CRUISE CONTROL

Helping you to drive safely and without stress, Adaptive Cruise Control enables Citroën Dispatch to adapt its speed to vehicles in front. The technology can reduce speed by up to 12.5 mph in changeable traffic conditions, such as on a busy motorway.



COLLISION RISK ALERT

This system gives both a visual and audio warning if the vehicle is at risk of colliding with the vehicle in front, or with a pedestrian in the road.



HEAD-UP COLOUR DISPLAY*

This technology lets you keep your eyes on the road while viewing essential driver information (current and recommended speed, cruise control/speed limiter settings, navigation instructions and collision alert) on a transparent strip in front of the windscreen. A first for a vehicle in this segment.



COFFEE BREAK ALERT

Designed to limit driver fatigue, the system lets the driver know when it's time to take a break, i.e. after a total of two hours of driving at over 40 mph.



DRIVER ATTENTION ALERT*

With the help of the multifunctional windscreen-mounted camera and steering wheel movements, this safety innovation can detect driver drowsiness and send audible and visual alerts.

* Dependent on version.

16 SAFETY SYSTEM AND DRIVING AIDS



∅ CAN BE DEACTIVATED



∅ CAN BE DEACTIVATED




∅ CAN BE DEACTIVATED



∅ CAN BE DEACTIVATED



∅ CAN BE DEACTIVATED



BLIND SPOT DETECTION

This monitoring system detects vehicles close behind, hidden by the rear view mirror 'blind spot'. A bright orange warning light is activated in your door mirror, providing a clear warning.



LANE DEPARTURE WARNING SYSTEM*

The windscreen-mounted camera detects when lane line markings are crossed without the indicators being activated. It then alerts the driver audibly and visually, allowing quick and safe correction.



SPEED LIMIT SIGN RECOGNITION*

Recognising speed limits everywhere in real time, Speed Limit Sign Recognition uses the on board camera to read signs and send clear recommendations to the driver. Simply set the right maximum on the cruise control and relax.



TRAILER STABILITY CONTROL*

The Trailer Stability Control helps you tow trailers more safely by detecting any sway in the trailer, and stabilising it using the brakes.



ACTIVE SAFETY BRAKE*

Available for the first time on Citroën Dispatch, the Active Safety Brake is a significant safety benefit. Using the windscreen-mounted camera, the system detects potential collisions with stationary or slowing vehicles ahead and automatically applies braking. This can help you to avoid accidents altogether at up to 18 mph and significantly reduce impacts at higher speeds.



HILL START ASSIST

Operating on gradients of more than 3%, Hill Start Assist stops the vehicle rolling when the brake pedal is released for approximately two seconds. The driver can move from the brake to the accelerator much more calmly, knowing the van won't roll.



REVERSING CAMERA WITH TOP REAR VISION

While in reverse gear, the touch screen displays the view of the area behind the vehicle using the rear-facing camera. To make things easier, coloured lines represent how close obstacles are to the van within a reconstructed 180° image.



KEYLESS ENTRY AND START*

Lock, unlock and start your vehicle, all without taking your key out. Each Citroën Dispatch recognises its driver as they approach thanks to the technology in the key.

* Dependent on version.

ENGINE RANGE

HIGH PERFORMANCE EFFICIENCY

Powering Citroën Dispatch is a range of advanced BlueHDi diesel engines. Each meets the latest Euro 6.2 standards and delivers the kind of flexible performance that makes every working trip a pleasure. With versions producing between 100hp to 180hp, there's an engine to suit all jobs, and as ever, efficiency is key. The BlueHDi 120 S&S 6-speed manual (300Nm) produces 142g/km of CO₂, making it the best in class. Whichever engine you select, you'll appreciate the exceptional economy and low overall running costs.

The EAT8 (8-speed Efficient Automatic Transmission), available on the BlueHDi 120 and 180 S&S diesel engines, combines driving pleasure and environmental efficiency. Thanks to the Quickshift technology it provides fast and fluid gear changes, offering exceptional dynamism and driving pleasure, both on main roads and in town.



**NEW
EURO 6
ENGINES**
AVAILABLE NOW

Details on citroen.co.uk



BODY COLOURS



ARCTIC STEEL (S) (1)



CUMULUS GREY (M)



PLATINUM GREY (M)



TOURMALINE ORANGE (M)



PERLA NERA BLACK (M)



POLAR WHITE (F)



IMPERIAL BLUE (S) (1)



PASSION RED (F)

EQUIPMENT

	Electronic Stability Control and ABS with Hill Start Assist, EBA and EBF	Remote central locking with deadlocking. Selective cab and load area locking via 3-button plip remote control key.	Perimeter and volumetric, Thatcham category 1 approved alarm	Cruise control with programmable speed limiter	Driver's seat height, rake and reach adjustable with lumbar adjustment and armrest	Moduwoil®: dual passenger bench seat with fold-up outer seat, fold-down writing table in central seat back and storage under central seat	Dual front passenger bench seat with under-seat storage tray	Three-seat bench in row 2 with two armrests and under-seat storage	Driver and front passengers' airbags with passengers' airbag deactivate switch on X version	DAB Radio with Bluetooth® handsfree and USB socket	Rear parking sensors	Park Assist 180°: Front and rear parking sensors with blind spot monitoring system and Visio Park 180° (rear camera image and zoom displayed on touchscreen)	Air conditioning	Front electric windows with 'onetouch' operation and anti-pinch	Electrically adjustable heated door mirrors	Electrically folding heated door mirrors with temperature sensor (Painted Black as standard)
CITRO�EN DISPATCH X	◆	◆	◆	◆	◆	◆	◆	◆	◆	◆	◆	◆	◆	◆	◆	◆
CITRO�EN DISPATCH WORKER	◆	◆	◆	◆	◆	◆	◆	◆	◆	◆	◆	◆	◆	◆	◆	◆
CITRO�EN DISPATCH ENTERPRISE	◆	◆	◆	◆	◆	◆	◆	◆	◆	◆	◆	◆	◆	◆	◆	◆
CITRO�EN DISPATCH DRIVER	◆	◆	◆	◆	◆	◆	◆	◆	◆	◆	◆	◆	◆	◆	◆	◆
CITRO�EN DISPATCH CREW VAN ENTERPRISE	◆	◆	◆	◆	◆	◆	◆	◆	◆	◆	◆	◆	◆	◆	◆	◆
CITRO�EN DISPATCH CREW VAN DRIVER	◆	◆	◆	◆	◆	◆	◆	◆	◆	◆	◆	◆	◆	◆	◆	◆

UPHOLSTERY



MICA GREY CLOTH / VINYL (2)(3)



MICA GREY CLOTH (2)(3)

WHEELS



16 INCH STEEL WHEEL WITH BLACK CENTRE CAP



17 INCH STEEL WHEEL WITH BLACK CENTRE CAP



17 INCH CURVE ALLOY WHEEL



17 INCH CURVE BI-TONE ALLOY WHEEL

Look Pack: body colour front and rear bumpers, side rubbing strips and exterior door handles, with front fog lights and LED daytime running lights with Passion Red or special paint).
Metallic paint
Visibility Pack: automatic lights and windscreen wipers
16 inch steel wheels with black centre cap with full size steel spare wheel
17 inch Curve alloy wheels with Agilis Tyres with full size steel spare wheel
Twin sliding side doors (not electric)
Twin unglazed rear doors, opening to 180°
Full bulkhead

◆	◆	◆	◆	◆	◆	◆	◆	◆	◆	◆	◆	◆	◆	◆	◆	◆
◆	◆	◆	◆	◆	◆	◆	◆	◆	◆	◆	◆	◆	◆	◆	◆	◆
◆	◆	◆	◆	◆	◆	◆	◆	◆	◆	◆	◆	◆	◆	◆	◆	◆
◆	◆	◆	◆	◆	◆	◆	◆	◆	◆	◆	◆	◆	◆	◆	◆	◆

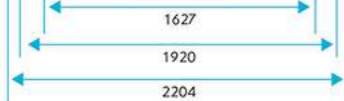
(1) Special paint subject to extended lead times and is not available on Driver versions.

(2) Supplemented with other materials.

(3) For further details on seat trim, please refer to the Prices, Equipment and Technical Specification Guides, downloadable from www.citroen.co.uk.

(S): Special colour – (M): Metallic colour – (F): Flat colour.
The equipment presented in this brochure represents the global Citro en Dispatch range and may vary according to the specific range within each country. To confirm the standard and optional equipment available in the UK, please refer to the Prices, Equipment and Technical Specification Guides, downloadable from www.citroen.co.uk.

DIMENSIONS



1905⁽¹⁾ / 1895⁽²⁾⁽⁴⁾ / 1935⁽³⁾⁽⁴⁾



Measurements in millimetres.

(1) XS – (2) M – (3) XL – (4) 1940 max with enhanced suspension.

With the added reassurance of a warranty, routine servicing and maintenance, as well as 24-hour roadside assistance, you are protected.

• CITROËN WARRANTY

Every new Citroën van has the benefit of a 3 year* warranty package, plus a 5 year anti-perforation** warranty and a 2 year paint warranty.

• CITROËN ASSISTANCE

In response to a free telephone call in the UK, Citroën Assistance brings rapid expert roadside assistance to you in an emergency. It comes free of charge for a full year and operates 24 hours a day in all parts of the UK and Europe. Services include nationwide recovery for both van and passengers, a home call service, replacement vehicle, hotel accommodation and vehicle storage if required. Please note, Citroën Assistance only applies to incidents covered by the new vehicle warranty, and excludes non-vehicle faults, such as running out of fuel, mis-fuelling, loss of keys, lock-ins, road traffic accidents and punctures/wheel changes. For more details please contact Citroën at <http://citroen-uk-en.custhelp.com>

* 2 years' unlimited warranty. No-fee customer option of 1 year's Dealer provided warranty, only on vans sourced from Citroën UK Limited. Note: Dealer provided warranty is limited to 100,000 miles for vans.

** Against all internal to external perforation to bodywork or underbody.



WARRANTY

• CITROËN MAINTENANCE

From roadside assistance to replacing wear and tear parts or regular servicing, with Citroën Maintenance you have total peace of mind. For a one-off fee or low monthly payment, our experienced engineers will take care of your Citroën, whatever happens. To find out more, contact your Citroën Dealer or Citroën Authorised Repairer.

• CITROËN SERVICING

Available up to 1 year from your vehicle's registration date, but before its first chargeable service, a Citroën Servicing Package enables you to pay in advance for your vehicle's servicing needs for 3 years/35,000 miles. For further information, please contact your Citroën Dealer.

• CITROËN MOT TEST

Once your vehicle is three years old, it requires an annual MOT Test. This is a legal requirement to check that it meets road safety and environmental standards. Our nationwide network of Citroën Authorised Repairers know your Citroën best, so if your vehicle's MOT Test is due, why not contact your local Citroën dealer? You can be confident that your vehicle will be looked after by one of our expert trained Citroën Technicians, nominated by DVSA as accredited MOT Testers. Plus, whilst your vehicle is with us, we'll carry out a free outstanding manufacturer diagnostic test, check for any new technical updates and carry them out for free - that's the advantage of getting your test done by the people who really know your Citroën.



CONTRACT



DOWNLOAD THE MYCITROËN APP

on your smartphone and benefit from information and services personalised to your Citroën vehicle.



DOWNLOAD THE MYCITROËN APP

get all the vital information at your fingertips. Scan features and components and access details of the exact New Citroën that you're interested in.

Citroën prefers Total – Note: Images and specification descriptions are dependent on trim level and options specified. Every endeavour has been made to ensure that the information and details contained in this brochure were accurate at the time of going to press. However the company reserves the right, whilst preserving the essential characteristics of the models described, to introduce at any time modifications, changes of details, equipment or accessories. Every effort will be made to bring this brochure up to date, but in order to avoid any misunderstanding please consult your Dealer. The Citroën Website contains full information on all Citroën products and offers available in the UK, together with details of our environmental and recycling policies. The site address is www.citroen.co.uk or you can contact Citroën directly via <http://citroen-uk-en.custhelp.com>



TO FIND OUT MORE
visit citroen.co.uk



CITROËN DISPATCH VAN

PRICES, EQUIPMENT AND TECHNICAL SPECIFICATION

MY23

December 2022

INSPIRED BY YOU

1. CHOOSE YOUR LEVEL - PANEL VAN

ENTERPRISE EDITION

Safety & Security

ESC with Hill Start Assist, ABS braking including EBA and EBF
Remote central locking with deadlocking and separate locking for cab
Automatic fuel cut-off & door unlocking in event of accident
Full steel bulkhead
Daytime running lights
Perimetric and volumetric, Thatcham category 1 approved alarm

Comfort & Convenience

Air conditioning
Front electric windows with one-touch operation and anti-pinch
Electrically adjustable heated door mirrors
12v socket in cabin and load area
Cruise control with speed limiter
Rear parking sensors

Technology & Entertainment

Citroën Connect Box with Emergency & Assistance system
7" Colour touchscreen with Citroën Connect DAB radio,
Bluetooth® handsfree, USB socket, bi-tuner, Apple
CarPlay™, Android Auto and coffee break alert
(indicating 2 hours' continuous driving)

Seating

Driver's seat height, rake and reach adjustable with lumbar adjustment and armrest
Dual passenger bench seat with storage tray

Exterior Features

Side rubbing strips
16 inch steel wheels with black centre cap
Twin unglazed rear doors (opening to 180°)
Twin sliding side doors

(IN ADDITION TO ENTERPRISE EDITION)



Technology & Entertainment



7" Colour touchscreen with Citroën Connect DAB radio, Bluetooth® handsfree, USB socket, bi-tuner, Apple CarPlay™, Android Auto and coffee break alert (indicating 2 hours' continuous driving)

DRIVER EDITION

Safety & Security

Front fog lights
Automatic lights
Automatic windscreen wipers

Comfort & Convenience

Electrically folding heated door mirrors
VisioPark 180° parking camera

Technology & Entertainment

Citroën Connect Nav: Automatic connection via Citroën Connect Box. Includes 3 year free subscription to Real Time Traffic (subscribe via the Citroën Services Store)

Seating

Moduwork®: dual passenger bench seat with fold-up outer seat, fold-down writing table in central seat back and storage under central seat
Full steel bulkhead with Moduwork® load-through flap under outer passenger seat

Exterior Features

Look Pack: body colour front and rear bumpers, side rubbing strips and exterior door handles
17 inch steel wheels with wheel trims
LED Daytime running lights in front bumper



1. CHOOSE YOUR LEVEL - CREW VAN

The Dispatch Van also offers the option to have a Crew Van for those who want the versatility to decide between carrying up to six people, whilst also having a large and adaptable cargo area.

ENTERPRISE EDITION

Safety & Security

- ESC with Hill Start Assist, ABS braking including EBA and EBFD
- Remote central locking with deadlocking and separate locking for cab
- Automatic fuel cut-off & door unlocking in event of accident
- Daytime running lights
- Perimetric and volumetric, Thatcham category 1 approved alarm
- Full, toughened plastic bulkhead with polycarbonate window, fixed behind row 2
- 2 seats, insulated for sound and temperature
- Front lateral airbags

Comfort & Convenience

- Air conditioning
- Front electric windows with one-touch operation and anti-pinch
- Electrically adjustable heated door mirrors
- 12v socket in cabin and load area
- Cruise control with speed limiter
- Rear parking sensors

Technology & Entertainment

- 7" Colour touchscreen with Citroën Connect DAB radio, Bluetooth® handsfree, USB socket, bit-tuner, Apple CarPlay™, Android Auto and coffee break alert (indicating 2 hours' continuous driving)
- Citroën Connect Box with Emergency & Assistance system

Exterior Features

- Side rubbing strips
- Fixed side windows in row 2 with noise-reducing, dark tinted glass (to approx. 70% opacity)
- Twin unglazed rear doors (opening to 180°)
- 16 inch steel wheels

Seating

- Driver's seat with armrest and height, rake, reach, and lumbar adjustment
- Dual front passenger bench seat with under-seat storage tray
- Three-seat bench in row 2 with under-seat storage

(IN ADDITION TO ENTERPRISE EDITION)



DRIVER EDITION

Safety & Security

- Front fog lights
- Automatic lights
- Automatic windscreen wipers

Comfort & Convenience

- Electrically folding heated door mirrors
- VisioPark 180° parking camera

Technology & Entertainment

- Citroën Connect Nav: Automatic connection via Citroën Connect Box.
- Includes 3 year free subscription to Real Time Traffic (subscribe via the Citroën Services Store)

Exterior Features

- Look Pack: body colour front and rear bumpers, side rubbing strips, exterior door handles
- LED Daytime running lights in front bumper
- 17 inch steel wheels with wheel trims



2. CHOOSE YOUR VERSION

Body Style & Trim Level	Length	Version	HP	Insurance Group	Load Length (mm)	Maximum Indicative Payload (kg)	Load space (m3)*	Gross Vehicle Weight (kg)	WLTP CO2 g/km**	LCDV Code	Basic M.R.R.P.	V.A.T.	Total M.R.R.P.	On The Road M.R.R.P.
Panel Vans														
Enterprise Edition	M	Dispatch 1.5 BlueHDi 100 S&S 6-speed manual	102	36E	2512	1244	5.3	2830	174	2CK0F2NP8KTOA0G0	£26,070	£5,214	£31,284	£32,463
	M	Dispatch 2.0 BlueHDi 145 S&S 6-speed manual	144	40E	2512	1446	5.3	3100	196	2CK0F2NWRKTOA0G0	£28,460	£5,692	£34,152	£35,331
	M	Dispatch 2.0 BlueHDi 145 S&S EAT8 Auto	144	41E	2512	1412	5.3	3100	195	2CK0F2NWR1TOA0G0	£30,000	£6,000	£36,000	£37,179
	M	e-Dispatch 50 kWh Auto	136	41E	2512	1226	5.3	3100	0	2CK0F2NESFT0A0G0	£39,510	£7,902	£47,412	£48,301
	M	e-Dispatch 75 kWh Auto	136	42E	2512	1000	5.3	3025	0	2CK0F2NEZFT0A0G0	£43,790	£8,758	£52,548	£53,437
	XL	Dispatch 1.5 BlueHDi 100 S&S 6-speed manual	102	37E	2862	1160	6.1	2830	180	2CK0F3NP8KTOA0G0	£26,930	£5,386	£32,316	£33,495
	XL	Dispatch 2.0 BlueHDi 145 S&S 6-speed manual	144	40E	2862	1408	6.1	3100	202	2CK0F3NWRKTOA0G0	£29,320	£5,864	£35,184	£36,363
	XL	Dispatch 2.0 BlueHDi 145 S&S EAT8 Auto	144	41E	2862	1393	6.1	3100	203	2CK0F3NWR1TOA0G0	£30,860	£6,172	£37,032	£38,211
	XL	e-Dispatch 50 kWh Auto	136	41E	2862	1198	6.1	3100	0	2CK0F3NESFT0A0G0	£40,370	£8,074	£48,444	£49,333
XL	e-Dispatch 75 kWh Auto	136	42E	2862	1002	6.1	3055	0	2CK0F3NEZFT0A0G0	£44,650	£8,930	£53,580	£54,469	
Driver Edition	M	Dispatch 1.5 BlueHDi 100 S&S 6-speed manual	102	31E	2512	1244	5.3	2830	176	2CK0F2NP8KTO9QG0	£27,610	£5,522	£33,132	£34,311
	M	Dispatch 2.0 BlueHDi 145 S&S 6-speed manual	144	35E	2512	1393	5.3	3100	197	2CK0F2NWRKTO9QG0	£30,000	£6,000	£36,000	£37,179
	M	Dispatch 2.0 BlueHDi 145 S&S EAT8 Auto	144	36E	2512	1446	5.3	3100	198	2CK0F2NWR1TO9QG0	£31,540	£6,308	£37,848	£39,027
	M	e-Dispatch 75 kWh Auto	136	34E	2512	1002	5.3	3100	0	2CK0F2NEZFT09QG0	£45,330	£9,066	£54,396	£55,285
	XL	Dispatch 1.5 BlueHDi 100 S&S 6-speed manual	102	31E	2862	1160	6.1	2830	178	2CK0F3NP8KTO9QG0	£28,470	£5,694	£34,164	£35,343
	XL	Dispatch 2.0 BlueHDi 145 S&S 6-speed manual	144	35E	2862	1408	6.1	3100	199	2CK0F3NWRKTO9QG0	£30,860	£6,172	£37,032	£38,211
	XL	Dispatch 2.0 BlueHDi 145 S&S EAT8 Auto	144	36E	2862	1393	6.1	3100	200	2CK0F3NWR1TO9QG0	£32,400	£6,480	£38,880	£40,059
	XL	e-Dispatch 75 kWh Auto	136	35E	2862	1002	6.1	3055	0	2CK0F3NEZFT09QG0	£46,190	£9,238	£55,428	£56,317
Crew Vans														
Enterprise Edition	M	Dispatch 2.0 BlueHDi 145 6-Speed Manual	144	40E	2017	1260	3.2	3030	197	2CK0F7NWRKTOA0G0	£31,030	£6,206	£37,236	£38,415
	M	Dispatch 2.0 BlueHDi 180 S&S EAT8 Auto	177	42E	2017	1330	3.2	3100	198	2CK0F7NWQ1TOA0G0	£33,430	£6,686	£40,116	£41,295
	M	e-Dispatch 75 kWh Auto 1000	136	42E	2017	1004	3.2	3090	0	2CK0F7NEZFT0A0G0	£46,360	£9,272	£55,632	£56,521
	XL	Dispatch BlueHDi 145 S&S 6-speed manual	144	40E	2365	1260	4	3030	198	2CK0FLNWRKTOA0G0	£31,880	£6,376	£38,256	£39,435
Driver Edition	XL	Dispatch 2.0 BlueHDi 180 S&S EAT8 Auto	177	42E	2365	1254	4	3100	200	2CK0FLNWQ1TOA0G0	£34,280	£6,856	£41,136	£42,315
	M	Dispatch 2.0 BlueHDi 180 S&S EAT8 Auto	177	36E	2017	1330	3.2	3100	198	2CK0F7NWQ1TO9QG0	£34,970	£6,994	£41,964	£43,143

* Driver Edition panel van versions benefit from the Moduwork® seat which provides an additional load length of 1162mm and increases the load volume by 0.5m3

** WLTP figures shown are for comparison purposes and should only be compared to the fuel consumption and CO2 values of other vans tested to the same technical standard. The fuel consumption achieved, and CO2 produced, in real world conditions will depend upon a number of factors including, but not limited to: the accessories fitted (pre and post registration); variations in weather; driving styles and vehicle load. The WLTP (Worldwide Harmonised Light Vehicles Test Procedure) is used to measure fuel consumption and CO2 figures.

Legal notice ELECTRIC VEHICLES:

(1) The range and electric consumption figures mentioned comply with the WLTP test procedure, on the basis of which new vehicles are type approved from 1 September 2018. They may vary depending on actual conditions of use and on different factors such as: speed, thermal comfort on board the vehicle, driving style and outside temperature. The charging time depends in particular on the power of the charger on board the vehicle, the charging cable and the type and power of the charging station used. Please contact your dealer for further information or visit www.citroen.co.uk.



2. ELECTRIC VAN PRICING BREAKDOWN

To make the pricing of our fantastic e-Dispatch vans as simple as possible, we have provided a basic breakdown below. Please note that the Plug in Van Grant is applied to the Base Vehicle Price (incl. VAT) including any manufacturer discounts. We have not included any manufacturer discounts in the breakdown below, and so the prices are subject to change based upon any discounts being offered at the time. Please contact your local Dealership to find out about any manufacturer promotions which may impact the amount of PiVG that you can receive, and therefore the overall price of the vehicle.

	Length	Version	Maximum Indicative Payload (kg)	Load space (m3)*	Gross Vehicle Weight (kg)	WLTP CO2 g/km	WLTP Combined Range (miles)	WLTP City Range (miles)	LCDV Code	Basic M.R.R.P.	V.A.T.	Total M.R.R.P.	Government Grant**	Basic Price after PiVG	Total Retail Price after PiVG	OTR Price after PiVG	OTR Price after PiVG
PANEL VANS																	
Panel Van Enterprise Edition	M	e-Dispatch 50 kWh Auto	1226	5.3	2875	0	137	205	2CK0F2NESFT0A0G0	£39,510	£7,902	£47,412	£5,000	£34,510	£42,412	£35,399	£43,301
	M	e-Dispatch 75 kWh Auto	1000	5.3	3025	0	196	267	2CK0F2NEZFT0A0G0	£43,790	£8,758	£52,548	£5,000	£38,790	£47,548	£39,679	£48,437
	XL	e-Dispatch 50 kWh Auto	1226	5.3	2905	0	196	267	2CK0F3NESFT0A0G0	£40,370	£8,074	£48,444	£5,000	£35,370	£43,444	£36,259	£44,333
	XL	e-Dispatch 75 kWh Auto	1002	6.1	3055	0	134	199	2CK0F3NEZFT0A0G0	£44,650	£8,930	£53,580	£5,000	£39,650	£48,580	£40,539	£49,469
Panel Van Driver Edition	M	e-Dispatch 75 kWh Auto	1000	5.3	3025	0	137	205	2CK0F2NEZFT09AG0	£45,330	£9,066	£54,396	£5,000	£40,330	£49,396	£41,219	£50,285
	XL	e-Dispatch 75 kWh Auto	1002	6.1	3055	0	196	267	2CK0F3NEZFT09AG0	£44,890	£8,978	£53,868	£5,000	£39,890	£48,868	£40,779	£49,757
CREW VANS																	
Crew Van Enterprise Pro	M	e-Dispatch 75 kWh Auto 1000	1002	3.2	3090	0	193	260	2CK0F7NEZFT0A0G0	£46,360	£9,272	£55,632	£5,000	£41,360	£50,632	£42,249	£51,521

* Driver Edition versions benefit from the Moduwork® seat which provides an additional load length of 1162mm and increases the load volume by 0.5m3

** The Government PiVG is worked out at 35% of the Base Vehicle Price (incl. VAT) and including any discounts applied up to a maximum of £5,000

Legal notice ELECTRIC VEHICLES:

(1) The range and electric consumption figures mentioned comply with the WLTP test procedure, on the basis of which new vehicles are type approved from 1 September 2018. They may vary depending on actual conditions of use and on different factors such as : speed, thermal comfort on board the vehicle, driving style and outside temperature. The charging time depends in particular on the power of the charger on board the vehicle, the charging cable and the type and power of the charging station used. Please contact your dealer for further information. For more information please either contact your local dealer or visit www.citroen.co.uk.

BODY COLOURS

All versions					
Flat colours	Metallic colours			Special colours^	
Icy White	Cumulus Grey	Platinum Grey	Perla Nera Black	Passion Red*	Imperial Blue*
POPR	M0F4	M0VL	M09V	E0X9	E04P
•	○	○	○	○	○
-	£540 + VAT			£700 + VAT	

- Standard
- Cost option on Enterprise Edition/Driver Edition
- * Passion Red/Imperial Blue not available on Driver Edition
- ^ Special paint subject to extended lead times and is not available on Driver Edition



CUMULUS GREY (M)



PLATINUM GREY (M)



PERLA NERA BLACK (M)



ICY WHITE (F)



PASSION RED (S)



IMPERIAL BLUE (S) (1)

INTERIOR TRIM

All versions
Seat trim - Grey 'Mica' cloth (43FT)



WHEELS



16 inch steel wheel with black centre cap



17 inch steel wheel with wheel trim



17 inch 'Curve' alloy wheel Option on Driver Edition

EQUIPMENT	PANEL VAN		CREW VAN	
	ENTERPRISE EDITION	DRIVER EDITION	ENTERPRISE EDITION	DRIVER EDITION
	TECHNOLOGY AND ENTERTAINMENT			
7" Colour touchscreen with Citroen Connect DAB radio, Bluetooth® handsfree, USB socket, Irtruner, Apple CarPlay™, Android Auto and coffee break alert (indicating 2 hours' continuous driving)	•	-	•	-
7" Colour touchscreen with Citroen Connect Navigation & DAB radio, Bluetooth® handsfree, USB socket, Irtruner, Apple CarPlay™, Android Auto and coffee break alert (indicating 2 hours' continuous driving)	•	•	•	•
Citroen Connect Box with Emergency & Assistance system	•	•	•	•
3 year subscription to Connected Navigation Pack, including Real Time Traffic & Speedcam**	•	•	•	•
COMFORT AND CONVENIENCE				
Front electric windows with 'one-touch' operation and anti-pinch	•	•	•	•
Air conditioning	•	•	•	•
Cruise Control with speed limiter	•	•	•	•
Rear parking sensors	•	-	•	•
VisuPark 180° rear parking camera	•	-	•	•
12 volt socket in cabin	•	•	•	•
12 volt socket in cargo area	•	•	•	•
Height and reach adjustable steering wheel	•	•	•	•
SAFETY AND SECURITY				
Electric Parking Brake (Standard on Electric Versions only)	•	•	•	•
Electronic Stability Control and ABS with Hill Start Assist, EBA and EBD	•	•	•	•
Perimetric and volumetric, Thatcham category 1 approved alarm	•	•	•	•
Remote central locking with deadlocking, Selective cab and load area locking via 3-button plip remote control key (x2)	•	•	•	•
Dashboard mounted central locking push button and auto locking above 7mph	•	•	•	•
Rolling code transponder immobiliser (Thatcham approved)	•	•	•	•
Visible VIN at base of windscreen	•	•	•	•
Lockable fuel cap (diesel versions only)	•	•	•	•
Automatic fuel cut-off & door unlocking in event of accident	•	•	•	•
Driver and front passengers' airbags with passengers' airbag deactivate switch	•	•	•	•
Front lateral airbags	•	•	•	•
Heightadjustable 3-point pretensioner seat belts with force limiter (central seatbelt on dual passenger seat not heightadjustable & no pretensioner)	•	•	•	•
Unfastened seat belt warning for driver, front passengers (with dual bench or single passenger seat). Also row 2 on Crew Van	•	•	•	•
LIGHTING AND VISIBILITY				
Height adjustable halogen headlights with integrated daytime running lights (DRL's)	•	-	•	-
Height adjustable halogen headlights with LED daytime running lights integrated in to front bumper	-	•	-	•
High level third brake light	•	•	•	•
Two-speed and intermittent front wipers	•	•	•	•
Electrically adjustable heated door mirrors	•	•	•	•
Manually folding door mirrors	•	-	•	-
Electrically folding heated door mirrors with temperature sensor (Painted Black as standard)	•	-	•	-
Visibility Pack: automatic lights and windscreen wipers	•	•	•	•
Front fog lights (static)	•	•	•	•
DOORS & WINDOWS				
Twin unglazed rear doors, opening to 180°	•	•	•	•
Twin sliding side doors (manually operated)	•	•	•	•
Laminated windscreen	•	-	•	-
Laminated acoustic windscreen	-	-	-	-
Front windows tinted to 30% opacity	•	•	•	•
Fixed side windows in Row 2 with noise-reducing, dark tinted glass (to approx. 70% opacity)	•	-	•	-
Fixed side windows with noise-reducing tinted glass (to approx. 30% opacity)	•	•	•	•
SEATING				
Driver's seat height, rake and reach adjustable with lumbar adjustment and armrest	•	•	•	•
Heated driver's seat with controls on seat - e-Dispatch only	•	•	•	•
Front seats with height-adjustable head restraints	•	•	•	•
Dual front passenger bench seat with under-seat storage tray	•	-	•	-
Moduwork®: dual passenger bench seat with fold-up outer seat, fold-down writing table in central seat back and storage under central seat	•	-	•	-
Three-seat bench in row 2 with two armrests and under-seat storage	•	-	•	•
INTERIOR FEATURES, STORAGE, AND LOAD CARRYING				
Dashboard storage areas	•	•	•	•
Closed upper and open lower glove boxes	•	•	•	•
Front door pockets with 1.5l bottle holders	•	•	•	•
Cup holders for driver and passenger, at top of dashboard	•	•	•	•
Storage tray under front passenger seats	•	-	•	-
Storage under squab of central passenger seat	-	-	-	-
Storage under Row 2 passenger seats	•	-	•	-
Hard plastic floor protection in cabin	•	•	•	•
Full steel bulkhead (Interior rear view mirror only included if has glazed bulkhead and glazed rear doors or tailgate)	•	-	•	-
Full steel bulkhead with Moduwork® load-through flap under outer passenger seat (Interior rear view mirror only included if has glazed bulkhead and glazed rear doors or tailgate)	•	•	•	•
Full, toughened plastic bulkhead with polycarbonate window, fixed behind Row 2 seats, insulated for sound and temperature	•	-	•	-
Load tie-down hooks in cargo area (M versions, 8 in XL versions)	•	•	•	•
WHEELS, TYRES AND EXTERIOR STYLE				
Puncture repair kit	•	•	•	•
Tyre pressure monitor	•	•	•	•
16 inch steel wheels with black centre cap	•	-	•	-
17 inch steel wheels with wheel trims	•	-	•	-
Black front and rear bumpers, side rubbing strips, exterior door handles and door mirrors	•	-	•	-
Look Pack: body colour front and rear bumpers, side rubbing strips and exterior door handles, with front fog lights and LED daytime running lights (Centre section of rear bumper not painted on XL versions. Incompatible with Passion Red or special paint).	•	•	•	•
INSTRUMENTS				
Row counts with maintenance and gear efficiency (GE) indicators (diesel versions)	•	•	•	•
Multi-function on-board trip computer	•	•	•	•
Door opening warning and audible lights-on warning	•	•	•	•
TOWING				
Preparation for towbar: wiring and connector for towbar interface	•	•	•	•
ELECTRIC VEHICLE SPECIFIC				
Mode 3 charging cable - 6 meters (for use with wallbox)	•	•	•	•
Remote temperature pre-conditioning (requires e-Remote Control service subscription - free of charge)	•	•	•	•
AVAS: Acoustic Vehicle Alerting System. Generates a sound when travelling at low speed, audible outside the vehicle for pedestrian safety	•	•	•	•

• Standard ○ Cost option - Not available

4. OPTIONAL EQUIPMENT BY VERSION

EQUIPMENT	COMMENTS	OPTION CODE	PANEL VAN		CREW VAN	
			ENTERPRISE EDITION	DRIVER EDITION	ENTERPRISE EDITION	DRIVER EDITION
TECHNOLOGY AND ENTERTAINMENT						
Connect Nav - 7" Colour touchscreen with Citroën Connect Navigation & DAB radio, Bluetooth® handsfree, USB socket, bituner, Apple CarPlay™, Android Auto and coffee break alert (indicating 2 hours' continuous driving) - Includes Real Time Traffic updates and SpeedCam subscription - 3 year subscription. Visio Park 180: 180 degree rear view camera	Includes automatic lights/wipers, electrically folding mirrors, front foglights	J6CX	£790	•	£790	•
COMFORT AND CONVENIENCE						
City Pack - 180 degree rear view camera		QK01	£250	•	£250	•
Comfort Pack - Leather steering wheel with mounted audio controls, automatic dual zone climate control, Electronic Parking Brake, Keyless Entry & Start, Acoustic Windscreen, Heated Driver's Seat, Auto lights/wipers, electrically folding mirrors, Front Fog Lights	Includes dashboard and front door décor strips, closed central dashboard storage, body coloured door handles with chrome insert (black when ordered with Special colours). Note, BlueHDI 100 versions do not include electronic parking brake or heated driver's seat	VH04	£800	£800	£800	£800
Visibility Pack - Auto lights and wipers, heated power folding door mirrors and front fog lights		NB08	£290	•	£290	•
SEATING						
Individual front passenger seat with armrest. Height adjustable driver's seat with lumbar adjustment and armrest.	Incompatible with Moduwork®	WAAS	£0	-	£0	£0
Moduwork®: dual passenger bench seat with fold-up outer seat, fold-down writing table in central seat back and storage under central seat. Height adjustable driver's seat with lumbar adjustment and armrest.	Brings full steel bulkhead with loadthrough flap under outer passenger seat	WAAT	£300	•	-	-
SAFETY & SECURITY						
Safety Pack - Advanced Emergency Braking System (video based on electric versions), Collision Alert, Forward Collision Warning, Lane Departure Warning, Speed Limit Recommendation and Intelligent Speed Adaptation, Driver Attention Alert, Adaptive Cruise Control (diesel versions), Blind Spot Assist, Acoustic Windscreen, Steering wheel mounted controls, Electric folding heated mirrors, auto lights / wipers, front fog lights, front parking sensors and smart beam headlights	Includes 3.5 inch colour instrument panel	LI01	£1,000	£1,000	£1,000	£1,000
Side airbags - 1st row Driver & Passenger (head and thorax)		NF10	£100	£100	•	•
DOORS AND WINDOWS						
Fixed side windows in sliding side doors, with noisereducing tinted glass	Approx. 30% opacity	VG07	£120	£120	-	-
Twin glazed rear doors (opening to 180°) with heated rear windows and wash-wipe	Brings glazing in bulkhead and interior rear view mirror	WO05	£280	£280	£280	£280
Tailgate with heated window and wash-wipe (brings interior rear view mirror when ordered with PX37)	Brings glazing in bulkhead and interior rear view mirror. Deletes 2 rear roof brackets used for fixing roof bars / roof rack.	WO06	£300	£300	£300	£300
LOAD CARRYING						
Coated anti-slip 9mm wood floor with aluminium rods		GB33	£390	£390	£390	£390
Full, toughened plastic bulkhead, insulated for sound and temperature, with polycarbonate window	Provides an additional 40mm of seat travel and 8.5° of tilt on the driver's seat. Reduces load length by 116mm at a height of 1m from the floor. Brings interior rear view mirror when ordered with WO05 or WO06	PX37	£150	£150	-	-
WHEELS, TYRES AND DRIVING CHARACTERISTICS						
17 inch Curve alloy wheels with Agilis Tyres		ZHJP	-	£650	-	£650
Full sized spare wheel (also included within GAO4)	Black steel rim	RS03	£150	£150	£150	£150
Worksite Pack - Enhanced Ground Clearance (20mm), Engine Protection Plate, Full Sized Spare Wheel	Not available on electric versions	GA04	£950	£950	£950	£950
11KW Tri-phase On Board Charger (Electric vehicles only). Offers faster charging where three-phase power is available.		LZ04	£400	£400	£400	-
EXTERIOR STYLE						
Look Pack: body colour front and rear bumpers, side rubbing strips and exterior door handles, 17" steel wheels with wheel covers, front fog lights, auto lights/ wipers, heated power folding door mirrors, LED day time running lights in front bumper	Centre section of rear bumper not painted on XL versions. Incompatible with special paint	PD22/ PD69	£450	•	£450	•
Metallic paint		QMM0	£540	£540	£540	£540
Special Paint	Special paint subject to extended lead times	QME0	£700	-	£700	-
TOWING						
Removable Towbar with ball and hook, 13 pin connector and Trailer Sway Mitigation	Towing plate and hook included but require fitting prior to delivery. Not available on electric versions	AQ10	£550	£550	£550	£550
CONVERTER EQUIPMENT						
Converto Pack. Upgraded battery and alternator (L3 720 battery, class 18 alternator), towbar pre-conditioning (rear electric harness + fast connectors (behind rear bumper) + beam with 13 pin socket), Conversion interface box - Only for use for electrical connections for integral elements of a vehicle conversion		BQ01	£400	£400	£400	£400
			• Standard - Not available ALL PRICES ARE SUBJECT TO VAT			
<p>SpeedCam package The SpeedCam package helps you identify situations which require increased attention by sending you both audible and visual alerts (subject to settings). Within the UK the service highlights different types of speed cameras, and red light cameras, as well as accident blackspots. While the service is operational across most of Europe, it adapts as necessary when travelling in different countries to ensure the local laws with respect to Speed Camera identification are followed. This option can be added to your Citroën Connect Nav subscription at any time. Please visit https://services-store.citroen.co.uk/ to subscribe</p>						
<p>Citroën Connected Services Vehicles equipped with the Citroën Connect box, have an embedded SIM card. So as well as the safety features of this system, a range of other 'connected services' which require data transmission, can be offered on a subscription basis.</p> <ul style="list-style-type: none"> • Telemaintenance: proactive monitoring of your vehicle & contact when something needs attention • Real Time Traffic & Speedcam: live data to enhance the Citroën Connect Nav system • E-Remote Control: remote management of electric vehicle charging & temperature Service availability depends on the hardware on each vehicle. To see if your vehicle is eligible for any services and subscribe, log in or create an account on https://services-store.Citroen.co.uk/						

6. ENGINE INFORMATION

	BlueHDi 100 S&S	BlueHDi 145 S&S	BlueHDi 145 S&S EAT8 Auto	BlueHDi 180 S&S EAT8 Auto
ENGINE				
Capacity (cc)	1499		1997	
Cylinders / Valves	4 / 16			
Max power CEE (kW (hp)/rpm)	75 (102) / 3500	106 (144) / 3750	106 (144) / 3750	130 (177) / 3750
Max torque CEE (Nm (lb/ft)/rpm)	270 (199) / 1600	340 (251) / 2000	370 (273) / 2000	400 (295) / 2000
Bore and stroke (mm)	75 x 84.8	85 x 88	85 x 88	85 x 88
Fuel system	Diesel - High pressure turbocharged direct injection			
Euro status	Euro 6.4			
Stop & Start system	•	•	•	•

TRANSMISSION				
Gearbox	Manual	Manual	Automatic	Automatic
Number of gears	6	6	8	8

PERFORMANCE (All figures driver alone)				
Max speed (mph)	90	106	106	106

FUEL TANK CAPACITY Litres (gallons)	70 (15.4)			
ADBLUE TANK CAPACITY Litres (gallons)	20.6			

BRAKES Front/ Rear	Ventilated discs / discs			
--------------------	--------------------------	--	--	--

6. ELECTRIC MOTOR INFORMATION

	50 kWh Battery	75 kWh Battery
ENGINE		
Battery	Lithium-ion 50 kWh	Lithium-ion 75 kWh
Range (Combined - City)	137-205 miles	196-267 miles
Max power CEE (kW (hp)/rpm)	100 (136) / 5500	100 (136) / 5500

CHARGING TIMES		
8A Domestic electrical plug (1.8kW)	28h	42h
Single Phase 32A Wallbox (7.4kW)	7h 30m	11h 20m
Three Phase 16A Wallbox (11kW)	4h 45m	7h
Quick Charge - DC Current (100 kW) 0-80%	30m	45m

TRANSMISSION		
Gearbox	Automatic	Automatic

PERFORMANCE (all figures driver alone)		
Max speed (mph)	81	81

Legal notice ELECTRIC VEHICLES:

[1] The range and electric consumption figures mentioned comply with the WLTP test procedure, on the basis of which new vehicles are type approved from 1 September 2018. They may vary depending on actual conditions of use and on different factors such as : speed, thermal comfort on board the vehicle, driving style and outside temperature. The charging time depends in particular on the power of the charger on board the vehicle, the charging cable and the type and power of the charging station used. Please contact your dealer for further information. For more information [refer to the website that each of the Brands has put in place to explain the WLTP.]

7. CO₂ AND FUEL ECONOMY

		ECONOMY LITRES /100km					ECONOMY MPG					NEDC CO ₂ EMISSIONS (g/km)	WLTP CO ₂ EMISSIONS (g/km)*	
		Low	Medium	High	Extra-high	Combined	Low	Medium	High	Extra-high	Combined			
PANEL VAN ENTERPRISE EDITION														
M	Dispatch BlueHDi 100 S&S 6-speed manual 1000	7.7-7.7	5.7-6.6	5.4-6.3	6.9-8.3	6.2-7.3	39.5-36.9	49.4-42.7	52.1-44.9	40.9-33.8	45.3-38.9	N/A	190-164	
M	Dispatch BlueHDi 145 S&S 6-speed manual 1400	7.6-8.5	6.5-7.4	6.1-6.9	7.9-8.8	7.0-7.9	37.0-33.3	43.3-38.0	46.4-41.0	35.6-32.1	40.1-35.8	N/A	207-185	
M	Dispatch BlueHDi 145 S&S EAT8 Auto 1400	8.8-9.9	6.9-8.1	6.2-7.2	7.5-8.6	7.1-8.2	32.2-28.5	40.9-34.9	45.9-39.5	37.7-32.8	39.6-34.3	N/A	216-187	
XL	Dispatch BlueHDi 100 S&S 6-speed manual 1000	7.1-7.6	5.8-6.8	5.5-6.5	7.0-8.3	6.3-7.3	39.6-37.2	48.9-41.4	51.4-43.8	40.4-34.1	44.8-38.5	N/A	192-165	
XL	Dispatch BlueHDi 145 S&S 6-speed manual 1400	8.0-9.0	6.7-7.8	6.2-7.2	8.1-9.0	7.2-8.2	35.3-31.5	42.3-36.3	45.4-39.5	34.9-31.4	39.2-34.6	N/A	214-189	
XL	Dispatch BlueHDi 145 S&S EAT8 Auto 1400	8.8-9.9	6.9-8.1	6.2-7.2	7.5-8.6	7.1-8.2	32.2-28.5	40.9-34.9	45.9-39.5	37.7-32.8	39.6-34.3	N/A	216-187	
PANEL VAN DRIVER EDITION														
M	Dispatch BlueHDi 100 S&S 6-speed manual 1000	7.2-7.7	5.7-6.6	5.4-6.3	6.9-8.3	6.2-7.3	39.5-36.9	49.4-42.7	52.1-44.9	40.9-33.8	45.3-38.9	N/A	190-164	
M	Dispatch BlueHDi 145 S&S 6-speed manual 1400	7.6-8.5	6.5-7.4	6.1-6.9	7.9-8.8	7.0-7.9	37.0-33.3	43.3-38.0	46.4-41.0	35.6-32.1	40.1-35.8	N/A	207-185	
M	Dispatch BlueHDi 145 S&S EAT8 Auto 1400	8.8-9.9	6.9-8.1	6.2-7.2	7.5-8.6	7.1-8.2	32.2-28.5	40.9-34.9	45.9-39.5	37.7-32.8	39.6-34.3	N/A	216-187	
XL	Dispatch BlueHDi 100 S&S 6-speed manual 1000	7.1-7.6	5.8-6.8	5.5-6.5	7.0-8.3	6.3-7.3	39.6-37.2	48.9-41.4	51.4-43.8	40.4-34.1	44.8-38.5	N/A	192-165	
XL	Dispatch BlueHDi 145 S&S 6-speed manual 1400	8.0-9.0	6.7-7.8	6.2-7.2	8.1-9.0	7.2-8.2	35.3-31.5	42.3-36.3	45.4-39.5	34.9-31.4	39.2-34.6	N/A	214-189	
XL	Dispatch BlueHDi 145 S&S EAT8 Auto 1400	8.8-9.9	6.9-8.1	6.2-7.2	7.5-8.6	7.1-8.2	32.2-28.5	40.9-34.9	45.9-39.5	37.7-32.8	39.6-34.3	N/A	216-187	
CREW VAN ENTERPRISE EDITION														
M	Dispatch 2.0 BlueHDi 180 S&S EAT8 Auto	8.7-9.9	6.8-7.6	6.0-6.9	7.4-8.5	7.0-8.0	32.6-28.5	41.7-37.0	46.9-41.1	38.4-33.3	40.3-35.3	N/A	210-184	
M	Dispatch BlueHDi 145 S&S 6-speed manual 1200	8.0-9.0	6.7-7.8	6.2-7.2	8.1-9.0	7.2-8.2	35.3-31.5	42.3-36.3	45.4-39.5	34.9-31.4	39.2-34.6	N/A	214-189	
XL	Dispatch BlueHDi 180 S&S EAT8 Auto 1300	8.7-9.9	6.8-7.6	6.0-6.9	7.4-8.5	7.0-8.0	32.6-28.5	41.7-37.0	46.9-41.1	38.4-33.3	40.3-35.3	N/A	210-184	
XL	Dispatch BlueHDi 145 S&S 6-speed manual 1200	8.0-9.0	6.7-7.8	6.2-7.2	8.1-9.0	7.2-8.2	35.3-31.5	42.3-36.3	45.4-39.5	34.9-31.4	39.2-34.6	N/A	214-189	
CREW VAN DRIVER EDITION														
M	Dispatch 2.0 BlueHDi 180 S&S EAT8 Auto	8.7-9.9	6.8-7.6	6.0-6.9	7.4-8.5	7.0-8.0	32.6-28.5	41.7-37.0	46.9-41.1	38.4-33.3	40.3-35.3	N/A	210-184	

*WLTP figures shown are for comparison purposes and should only be compared to the fuel consumption and CO₂ values of other vans tested to the same technical standard. The fuel consumption achieved, and CO₂ produced, in real world conditions will depend upon a number of factors including, but not limited to: the accessories fitted (pre and post registration); variations in weather; driving styles and vehicle load. The WLTP (Worldwide Harmonised Light Vehicles Test Procedure) is used to measure fuel consumption and CO₂ figures. The CO₂ figures display a range to reflect the highest value for the highest emitting version with all available options added, through to a minimum value to represent the lowest emitting version in standard specification.

7. WEIGHTS AND LOADS OF YOUR DISPATCH

		Gross Vehicle Weight (GVW)	Kerb weight (1)	Mass in Service	Maximum indicative payload (2)	Max plated front axle (3)	Max plated rear axle (3)	Gross Train Weight (GTW)	Max. braked towing weight (4)	Max. unbraked towing weight	Max. towball weight	Turning Circle between kerbs (m)
PANEL VAN ENTERPRISE EDITION												
M	Dispatch BlueHDi 100 S&S 6-speed manual	2830	1586	1770	1244	1500	1500	4230	2000	750	72	12.4
M	Dispatch BlueHDi 145 S&S 6-speed manual	3100	1654	1867	1446	1500	1800	5000	2500	750	100	12.4
M	Dispatch BlueHDi 145 S&S EAT8 Auto	3100	1688	1867	1412	1500	1500	4900	2500	750	100	12.4
M	e-Dispatch 50 kWh Auto	3100	1874	2037	1226	1500	1800	3875	1000	750	60	12.4
M	e-Dispatch 75 kWh Auto	3025	2025	2188	1000	1500	1800	4025	1000	750	60	12.4
XL	Dispatch BlueHDi 100 S&S 6-speed manual	2830	1670	1861	1160	1500	1800	4230	2000	750	80	12.4
XL	Dispatch BlueHDi 145 S&S 6-speed manual	3100	1692	1882	1408	1500	1800	5000	2500	750	100	12.4
XL	Dispatch BlueHDi 145 S&S EAT8 Auto	3100	1707	1894	1393	1500	1800	4900	2500	750	100	12.4
XL	e-Dispatch 50 kWh Auto	3100	1902	2069	1198	1500	1800	3905	1000	750	60	12.4
XL	e-Dispatch 75 kWh Auto	3055	2053	2220	1002	1500	1800	4055	1000	750	60	12.4
PANEL VAN DRIVER EDITION												
M	Dispatch BlueHDi 100 S&S 6-speed manual	2830	1586	1770	1244	1500	1500	4230	2000	750	80	12.4
M	Dispatch BlueHDi 145 S&S 6-speed manual	3100	1654	1837	1446	1500	1800	5000	2500	750	100	12.4
M	Dispatch BlueHDi 145 S&S EAT8 Auto	3100	1707	1881	1393	1500	1800	4900	2500	750	100	12.4
M	e-Dispatch 75 kWh Auto	3055	2053	2188	1002	1500	1800	4025	1000	750	60	12.4
XL	Dispatch BlueHDi 100 S&S 6-speed manual	2830	1670	1861	1160	1500	1800	4230	2000	750	80	12.4
XL	Dispatch BlueHDi 145 S&S 6-speed manual	3100	1692	1882	1408	1500	1800	5000	2500	750	100	12.4
XL	Dispatch BlueHDi 145 S&S EAT8 Auto	3100	1707	1908	1393	1500	1800	4900	2500	750	100	12.4
XL	e-Dispatch 75 kWh Auto	3055	2053	2220	1002	1500	1800	4055	1000	750	60	12.4
CREW VAN ENTERPRISE EDITION												
M	Dispatch 2.0 BlueHDi 180 S&S EAT8 Auto	3100	1770	1948	1330	1500	1800	4900	2500	750	100	12.4
M	Dispatch BlueHDi 145 S&S 6-speed manual	3030	1770	1952	1260	1500	1800	5000	2500	750	100	12.4
M	e-Dispatch 75 kWh Auto	3090	2086	2239	1004	1500	1800	4090	1000	750	60	12.4
XL	Dispatch 2.0 BlueHDi 180 S&S EAT8 Auto	3100	1846	1956	1254	1500	1800	4900	2500	750	100	12.4
XL	Dispatch BlueHDi 145 S&S 6-speed manual	3030	1770	1956	1260	1500	1800	5000	2500	750	100	12.4
CREW VAN DRIVER EDITION												
M	Dispatch 2.0 BlueHDi 180 S&S EAT8 Auto	3100	1770	2022	1330	1500	1800	5000	2500	750	100	12.4

(1) Without driver. Kerb weight is calculated for a European base specification vehicle including oil, water, lubricants, tools, spare wheel and 90% full fuel tank. Weights may change with the addition of equipment.

(2) Maximum indicative payload is calculated as the difference between GVW and kerb weight. However, due to manufacturing tolerances and differences in the specification of UK vehicles, the mass in service figure provides a closer indication of the vehicle weight and therefore enables a more realistic payload to be calculated. An individual vehicle must be weighed to establish the exact kerb weight and payload applicable to that vehicle. It is the responsibility of the driver to ensure the vehicle is operated within the legal limits.

(3) Within limits of GVW.

(4) Maximum recommended towing weight within limits of GTW.

EXTERIOR DIMENSIONS - PANEL VAN

(mm)	M	XL
Wheelbase	3275	
Overall length	4959	5309
Overall height 1000kg Panel Van versions	1899	
Overall height 1400kg Panel Van versions	1940	
Overall height - Crew Van only	1935	1940
Width (excluding door mirrors)	1920	
Width (including door mirrors)	2204	
Front overhang	881	
Rear overhang	803	1153



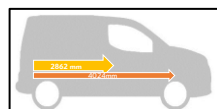
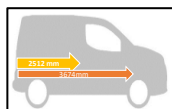
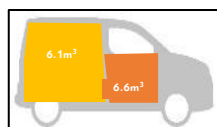
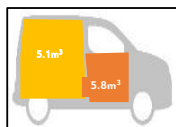
M - 4959 / XL - 5309



INTERIOR DIMENSIONS - PANEL VAN

(mm)	M	XL
Load length at floor (without Moduwork®)	2512*	2862*
Load length at floor (with Moduwork®)	3674*	4024*
Load width between wheel arches	1258	
Max. load width	1628	
Max. load height	1397	
Load volume m3 (without Moduwork®)	5.3	6.1
Load volume m3 (with Moduwork®)	5.8	6.6
Number of Europallets	3	

* Load length at floor along centre is impacted by rear door locking mechanism (by approximately 50mm)



INTERIOR DIMENSIONS - CREW VAN

(mm)	M	XL
Maximum load length at mid-height	1352	1700
Maximum load length at floor	2017	2365
Load width between wheel arches	1258	
Max. load width	1618	
Max. load height	1337	1339
Max. height under row 2 bench seat	232	
Load volume under row 2 bench seat	73 litres	
Load volume m3	3.2	4
Maximum number of seats	6	6

DIMENSIONS OF DOORS

Panel & Crew Van (both lengths)	(mm)
Maximum width of side door	935
Maximum height of side door	1241
Maximum width of rear doors	1282
Maximum height of rear doors	1220



10. FURTHER INFORMATION

MANUFACTURER'S RECOMMENDED RETAIL PRICE ON THE ROAD

	DISPATCH ON THE ROAD COSTS	e- DISPATCH ON THE ROAD COSTS
DELIVERY TO DEALER & NUMBER PLATES	£695.00	£695.00
VAT*	£139.00	£139.00
VEHICLE EXCISE DUTY	£290.00	£0.00
FIRST REGISTRATION FEE	£55.00	£55.00
TOTAL OTR COSTS	£1,179.00	£889.00

*VAT is calculated at 20%

VAT is not applicable to cars and vans sold in the Channel Islands

CITROËN 3 YEARS OF WARRANTY

All vehicles first registered in the UK and purchased from a UK Citroën Dealer benefit from a Citroën 2 - Year unlimited mileage manufacturer's warranty and a free optional additional 1 year of warranty provided by the Citroën Dealer Network in the UK. This additional warranty carries a mileage limit of 100,000 miles from first registration and is dependent upon the manufacturer's recommended servicing being carried out at the specified time or distance intervals.

In addition, the e-Dispatch van offers a manufacturer's battery warranty of eight years/100,000 miles and has up to 70% charging capacity.

For full terms and conditions, please consult your Citroën Dealer in the UK.

CITROËN ASSISTANCE

In response to a free telephone call in the UK, Citroën Assistance brings rapid expert roadside assistance to you in an emergency. It comes free of charge for 12 months, from date of vehicle registration, and operates 24 hours a day in all parts of the UK and Europe.

Services include nationwide recovery for both car and passengers, a home call service, replacement vehicle, hotel accommodation and vehicle storage if required. You can also purchase additional Citroën Assistance via your local Citroën dealer at any time.

Citroën Assistance applies to incidents covered by the new vehicle warranty, and non-vehicle faults, such as running out of fuel or mis-fuelling, instances where keys have been locked inside the vehicle or lost/stolen, road traffic accidents and punctures/wheel changes.

e-Dispatch van comes with a free of charge 8 year or 100,000 miles (whichever occurs first) Citroën Assistance starting from the date of registration.

CITROËN FINANCIAL SERVICES

Free2Move have a number of financial products designed to help you afford the Citroën of your choice. We can arrange a finance plan quickly and conveniently. What's more, it will be as suited to your needs as your new Citroën. Our finance plans combine all the know how of a company that has an extensive knowledge of the car market with a financial service you can trust. Tell your Citroën dealer what you want and let us do the rest. Just ask for a free, no obligation quote. Written quotations are available on request from PSA Finance UK Ltd, 61 London Road, Redhill RH1 1QA. Finance is subject to status. Over 18's only, a guarantee may be required.

FREE2MOVE CONNECT FLEET

All Dispatch Vans ordered from 1st April 2021 will include a FREE 6 month trial of the FREE2MOVE Connect Fleet Telematics services. The trial covers all 3 of the packs shown below and is an online fleet management platform. With real-time data provided by on-board vehicle telematics, your customers will have an optimised solution for monitoring their fleets.

The embedded hardware is already fitted to all new Citroën LCVs as standard specification. It is simply switched on over-the-air when customers activate the FREE 6 month 'PACK 3 - GEOLOCATION' trial for the Connect Fleet platform

- Pack 1: Fleet Management Normal Price £10 + VAT per vehicle per month

- Pack 2: Eco-driving Normal Price £11 + VAT per vehicle per month

- Pack 3: Geolocation Normal Price £12 + VAT per vehicle per month

Further details are available at www.free2move-lease.co.uk/our-services/connect-fleet

CITROËN SERVICING

Available up to one year from your vehicle's registration date, but before its first chargeable service, a Citroën Servicing package enables you to pay in advance for:

- Scheduled Servicing^

- Annual Service(s)^ for vehicles with a two year service plan

- Brake Fluid Replacement^

This package can be personalised depending on your needs, with options ranging from 12 to 60 months and 10,000 to 100,000 miles.

TERMS AND CONDITIONS

All information and prices correct at time of publication, but are subject to change at any time without prior notice

(which may occur as a result of matters including, but not limited to, any changes in legislation and/or any changes by the government).

It is our policy to continually improve our vehicles in every way and we reserve the right to modify our vehicles' price, specification (including colour), equipment, accessories and characteristics or to discontinue any model, without notice, at any time. To avoid any misunderstandings you are advised to check with your Citroën dealer the specification (including colour), equipment accessories and equipment relating to any Citroën vehicle and the exact cost and availability prior to ordering. Where a feature is described as an option in this publication it should be assumed that it is at extra cost unless specifically stated otherwise.

Issued by Sales and Marketing, Citroën UK Ltd, Pinley House, 2 Sunbeam Way, Coventry CV3 1ND.

For further information call Citroën Fleet Connect on 02477 714133 or visit our website at www.citroen.co.uk.



CITROËN DISPATCH

CITROËN DISPATCH

Models produced from 01 January 2023

Prices

Partner to the professionals and suitable for all trades, Citroën Dispatch is available in two sizes.

The 1.9m height of M versions allows access to height-restricted car parks yet still offers 5.3m³ of load space. Or get loads more in the 6.1m³ XL version.

Trim	Length	ICE	Maximum indicative payload (kg)	Load space (m ³)*	Gross Vehicle Weight (kg)	WLTP CO ₂ g/km**	Basic MRRP†
Panel Van Enterprise Edition	M	BlueHDi 100 S&S 6-speed manual 1000	1244	5.3	2830	174	£26,070
	M	BlueHDi 145 S&S 6-speed manual 1400	1446	5.3	3100	196	£28,460
	M	BlueHDi 145 S&S EAT8 Auto 1400	1412	5.3	3100	195	£30,000
	XL	BlueHDi 100 S&S 6-speed manual 1000	1160	6.1	2830	180	£26,930
	XL	BlueHDi 145 S&S 6-speed manual 1400	1408	6.1	3100	202	£29,320
	XL	BlueHDi 145 S&S EAT8 Auto 1400	1393	6.1	3100	203	£30,860
Panel Van Driver Edition	M	BlueHDi 100 S&S 6-speed manual 1000	1244	5.3	2830	176	£27,610
	M	BlueHDi 145 S&S 6-speed manual 1400	1393	5.3	3100	197	£30,000
	M	BlueHDi 145 S&S EAT8 Auto 1400	1446	5.3	3100	198	£31,540
	XL	BlueHDi 100 S&S 6-speed manual 1000	1160	6.1	2830	178	£28,470
	XL	BlueHDi 145 S&S 6-speed manual 1400	1408	6.1	3100	199	£30,860
	XL	BlueHDi 145 S&S EAT8 Auto 1400	1393	6.1	3100	200	£32,400
Crew Van Enterprise Edition	M	BlueHDi 145 S&S 6-speed manual 1200	1260	3.2	3030	197	£31,030
	M	BlueHDi 180 S&S EAT8 Auto 1200	1330	3.2	3100	198	£33,430
	XL	BlueHDi 145 S&S 6-speed manual 1200	1260	4.0	3030	198	£31,880
	XL	BlueHDi 180 S&S EAT8 Auto 1200	1254	4.0	3100	200	£34,280
Crew Van Driver Pro	M	BlueHDi 180 S&S EAT8 Auto 1300	1330	3.2	3100	198	£34,970



All information and prices correct at time of publication, but are subject to change at any time without prior notice (which may occur as a result of matters including, but not limited to, any changes in legislation and/or any changes by the government). Please see our Prices and Specifications brochures or contact your local Citroën Dealership for the most up-to-date prices and specification details for all models. CO₂ figures above are for a standard vehicle without any additional optional equipment. The addition of optional extras could increase the certified CO₂ emission output.

* Driver Edition versions benefit from the EXTENSO® seat which provides an additional load length of 1162mm and increases the load volume by 0.5m³.

** WLTP figures shown are for comparison purposes and should only be compared to the fuel consumption and CO₂ values of other vans tested to the same technical standard. The fuel consumption achieved, and CO₂ produced, in real world conditions will depend upon a number of factors including, but not limited to: the accessories fitted (pre and post registration); variations in weather; driving styles and vehicle load. The WLTP (Worldwide Harmonised Light Vehicles Test Procedure) is used to measure fuel consumption and CO₂ figures.

† All Manufacturer's Recommended Basic Prices are exclusive of V.A.T., Delivery to Dealer and Number Plates, Government First Registration Fee and Vehicle Excise Duty.

^ The Government PiVG is worked out at 35% of the Base Vehicle Price (incl. VAT) and including any discounts applied up to a maximum of £5,000.

CITROËN Ë-DISPATCH ELECTRIC

Models produced from 01 January 2023

Prices

The ideal partner to meet all your professional mobility needs around town or for longer journeys.

Citroën ë-Dispatch has a range of up to 196 miles (WLTP) and can charge up to 80% in 30 minutes with a 100kW public charger, all with no compromise on load space.



Trim	Length	ELECTRIC	Maximum indicative payload (kg)	Load space (m ³)*	Gross Vehicle Weight (kg)	WLTP CO ₂ g/km**	Basic MRRP†	Government grant^	Basic price after PiVG
Panel Van Enterprise Edition	M	ë-Dispatch 50 kWh Auto 1000	1226	5.3	3100	0	£39,510	£5,000	£34,510
	M	ë-Dispatch 75 kWh Auto 1000	1000	5.3	3025	0	£43,790	£5,000	£38,790
	XL	ë-Dispatch 50 kWh Auto 1000	1198	6.1	3100	0	£40,370	£5,000	£35,370
	XL	ë-Dispatch 75 kWh Auto 1000	1002	6.1	3055	0	£44,650	£5,000	£39,650
Panel Van Driver Edition	M	ë-Dispatch 75 kWh Auto 1000	1002	5.3	3100	0	£45,330	£5,000	£40,330
	XL	ë-Dispatch 75 kWh Auto 1000	1002	6.1	3055	0	£46,190	£5,000	£41,190
Crew Van Enterprise Edition	M	ë-Dispatch 75 kWh Auto 1000	1004	3.2	3090	0	£46,360	£5,000	£41,360



All information and prices correct at time of publication, but are subject to change at any time without prior notice (which may occur as a result of matters including, but not limited to, any changes in legislation and/or any changes by the government). Please see our Prices and Specifications brochures or contact your local Citroën Dealership for the most up-to-date prices and specification details for all models. CO₂ figures above are for a standard vehicle without any additional optional equipment. The addition of optional extras could increase the certified CO₂ emission output.

Legal notice ELECTRIC VEHICLES:

The range and electric consumption figures mentioned comply with the WLTP test procedure, on the basis of which new vehicles are type approved from 1 September 2018. They may vary depending on actual conditions of use and on different factors such as: speed, thermal comfort on board the vehicle, driving style and outside temperature. The charging time depends in particular on the power of the charger on board the vehicle, the charging cable and the type and power of the charging station used.

* Driver Edition versions benefit from the EXTENSO® seat which provides an additional load length of 1162mm and increases the load volume by 0.5m³.

** WLTP figures shown are for comparison purposes and should only be compared to the fuel consumption and CO₂ values of other vans tested to the same technical standard. The fuel consumption achieved, and CO₂ produced, in real world conditions will depend upon a number of factors including, but not limited to: the accessories fitted (pre and post registration); variations in weather; driving styles and vehicle load. The WLTP (Worldwide Harmonised Light Vehicles Test Procedure) is used to measure fuel consumption and CO₂ figures.

† All Manufacturer's Recommended Basic Prices are exclusive of V.A.T., Delivery to Dealer and Number Plates, Government First Registration Fee and Vehicle Excise Duty.

^ The Government PiVG is worked out at 35% of the Base Vehicle Price (incl. VAT) and including any discounts applied up to a maximum of £5,000.

CITROËN DISPATCH & E-DISPATCH

Models produced from 01 January 2023. All Manufacturer's Recommended Basic Prices are exclusive of VAT.

Options

• Standard equipment

* Additional terms & conditions apply to connected services, including customer acceptance of location sharing prior to activation. Subject to subscription - after you have taken delivery of your vehicle, please subscribe on: <https://services-store.citroen.co.uk/>

	Panel Van		Crew Van	
	Enterprise Edition	Driver Edition	Enterprise Edition	Driver Edition
Technology and entertainment				
Connect Nav - 7" Colour touchscreen with Citroën Connect Navigation & DAB radio, Bluetooth® handsfree, USB socket, bi-tuner, Apple CarPlay™, Android Auto and coffee break alert (indicating 2 hours' continuous driving) - Includes Real Time Traffic updates and SpeedCam subscription - 3 year subscription. Visio Park 180: 180 degree rear view camera*	£790 ¹	•	£790 ¹	•
Seating, comfort and convenience				
City Pack: 180 degree rear view camera	£250	•	£250	•
Comfort Pack: Leather steering wheel with mounted audio controls, automatic dual zone climate control, Electronic Parking Brake, Keyless Entry & Start, Acoustic Windscreen, Heated Driver's Seat, Auto lights/wipers, electrically folding mirrors, Front Fog Lights	£800 ²	£800 ²	£800 ²	£800 ²
Visibility Pack: Auto lights and wipers, heated power folding door mirrors and front fog lights	£290	•	£290	•
Individual front passenger seat with armrest. Height adjustable driver's seat with lumbar adjustment and armrest	£0 ³		£0 ³	£0 ³
Moduwork®: dual passenger bench seat with fold-up outer seat, fold-down writing table in central seat back and storage under central seat. Height adjustable driver's seat with lumbar adjustment and armrest	£300 ⁴	•		
Safety and security				
Safety Pack: Advanced Emergency Braking System (video based on electric versions), Collision Alert, Forward Collision Warning, Lane Departure Warning, Speed Limit Recommendation and Intelligent Speed Adaption, Driver Attention Alert, Adaptive Cruise Control (diesel versions), Blind Spot Assist, Acoustic Windscreen, Steering wheel mounted controls, Electric folding heated mirrors, auto lights / wipers, front fog lights, front parking sensors and smart beam headlights	£1,000 ⁵	£1,000 ⁵	£1,000 ⁵	£1,000 ⁵
Side airbags - 1st row Driver & Passenger (head and thorax)	£100	£100	•	•

1 Includes automatic lights/wipers, electrically folding mirrors, front foglights

2 Includes dashboard and front door décor strips, closed central dashboard storage, body coloured door handles with chrome insert (black when ordered with Special colours). Note, BlueHDI 100 versions do not include electronic parking brake or heated driver's seat.

3 Incompatible with Moduwork®.

4 Brings full steel bulkhead with load-through flap under outer passenger seat.

5 Includes 3.5 inch colour instrument panel.

6 Approx. 30% opacity.

7 Brings glazing in bulkhead and interior rear view mirror.

8 Brings glazing in bulkhead and interior rear view mirror. Deletes 2 rear roof brackets used for fixing roof bars / roof rack.

9 Provides an additional 40mm of seat travel and 8.5° of tilt on the driver's seat. Reduces load length by 116mm at a height of 1m from the floor. Brings interior rear view mirror when ordered with Twin glazed rear doors or Tailgate.

10 Not available on electric versions.

	Panel Van		Crew Van	
	Enterprise Edition	Driver Edition	Enterprise Edition	Driver Edition
Doors & windows				
Fixed side windows in sliding side doors, with noise-reducing tinted glass	£120 ⁶	£120 ⁶		
Twin glazed rear doors (opening to 180°) with heated rear windows and wash-wipe	£280 ⁷	£280 ⁷	£280 ⁷	£280 ⁷
Tailgate with heated window and wash-wipe	£300 ⁸	£300 ⁸	£300 ⁸	£300 ⁸
Load carrying				
Coated anti-slip 9mm wood floor with aluminium rods	£390	£390	£390	£390
Full, toughened plastic bulkhead, insulated for sound and temperature, with polycarbonate window	£150 ⁹	£150 ⁹		
Wheels, tyres & driving characteristics				
17 inch 'Curve' alloy wheels with Agilis tyres		£650		£650
Full sized spare wheel with black steel rim	£150	£150	£150	£150
Worksite Pack: Enhanced Ground Clearance (20mm), Engine Protection Plate, Full Sized Spare Wheel	£950 ¹⁰	£950 ¹⁰	£950 ¹⁰	£950 ¹⁰
11KW Tri-phase On Board Charger (Electric vehicles only). Offers faster charging where three-phase power is available	£400	£400	£400	
Exterior style				
Look Pack: body colour front and rear bumpers, side rubbing strips and exterior door handles, 17" steel wheels with wheel covers, front fog lights, auto lights/ wipers, heated power folding door mirrors, LED day time running lights in front bumper)	£450 ¹¹	•	£450 ¹¹	•
Metallic paint	£540	£540	£540	£540
Special paint	£700 ¹²		£700 ¹²	
Towing				
Removable Towbar with ball and hook, 13 pin connector and Trailer Sway Mitigation	£550 ¹³	£550 ¹³	£550 ¹³	£550 ¹³
Converter equipment				
Converter Pack: Upgraded battery and alternator (L3 720 battery, class 18 alternator), towbar pre-conditioning (rear electric harness + fast connectors (behind rear bumper) + beam with 13 pin socket), Conversion interface box - Only for use for electrical connections for integral elements of a vehicle conversion	£400	£400	£400	£400

11 Centre section of rear bumper not painted on XL versions. Incompatible with special paint.

12 Special paint subject to extended lead times.

13 Towing plate and hook included but require fitting prior to delivery. Not available on electric versions.

SpeedCam/Danger Zones package

The SpeedCam/Danger Zones package helps you identify situations which require increased attention by sending you both audible and visual alerts (subject to settings). Within the UK the service highlights different types of speed cameras, and red light cameras, as well as accident blackspots. While the service is operational across most of Europe, it adapts as necessary when travelling in different countries to ensure the local laws with respect to Speed Camera identification are followed. This option can be added to your Citroën Connect Nav subscription at any time. Please visit <https://services-store.citroen.co.uk/> to subscribe.